



CONSTRUCTION MATERIALS

TECHNOLOGIES

<h3>Table T-1</h3>

WIND RESISTANCE EVALUATION OF STUCCO FINISH APPLIED TO PAPERBACKED STUCCO LATH ON A WOOD FRAMED WALL (PROJECT NO. KCCI-005-02-01)

For

**KONING CONSTRUCTION CONSULTANTS
8301 JOLIET STREET
HUDSON, FL 34667**

**OCTOBER 20, 2016
REVISED JANUARY 14, 2019**

Purpose: Evaluate the exterior finish assembly described herein for wind resistance in accordance with **ASTM E 330: *Standard Test Method for Structural Performance of Exterior Windows, Doors, Skylights and Curtain Walls by Uniform Static Air Pressure Difference.***

Test Methods: Testing was conducted in accordance with ASTM E 330-02(2010): *Standard Test Method for Structural Performance of Exterior Windows, Doors, Skylights and Curtain Walls by Uniform Static Air Pressure Difference.* Specimens were tested in accordance with Procedure A. The selected test load was ± 50 psf, which equates to a ± 75 psf proof load when the typical 1.5 factor of safety is applied to the test result. The following sequence was used to evaluate the specimen:

1. +25 psf was applied for 10 seconds
2. Specimen was recovered for 1-5 minutes
3. +50 psf was applied for 10 seconds
4. Specimen was recovered for 1-5 minutes
5. -25 psf was applied for 10 seconds
6. Specimen was recovered for 1-5 minutes
7. -50 psf was applied for 10 seconds
8. Specimen was recovered for 1-5 minutes
9. +37.5 psf was applied for 10 seconds
10. Specimen was recovered for 1-5 minutes
11. +75 psf was applied for 10 seconds
12. Specimen was recovered for 1-5 minutes
13. -37.5 psf was applied for 10 seconds
14. Specimen was recovered for 1-5 minutes
15. -75 psf was applied for 10 seconds
16. Specimen was recovered for 1-5 minutes

Steps 17-23 were used to take the specimens to failure.

17. +56 psf was applied for 10 seconds
18. Specimen was recovered for 1-5 minutes
19. +112.5 psf was applied for 10 seconds
20. Specimen was recovered for 1-5 minutes
21. -56 psf was applied for 10 seconds
22. Specimen was recovered for 1-5 minutes
23. -112.5 psf was applied for 10 seconds

Sampling: All products applied to the wood studs were provided by Koning Construction Consultants. Below is an itemized list of products that are used in the Koning Exterior Finish Assembly.

<u>Product Identification</u>	<u>Manufacturer</u>
ClarkDietrich™ Expanded Diamond Mesh Metal Lath with Grade-D, Style 2 paper-backing water resistive barrier	ClarkDietrich™ Building Systems
Vinyl control joint	Not provided
Florida Super Stucco	Argos Cement LLC

Specimen: Specimen #1: A 4-ft x 8-ft mock-up was constructed from No.2 2x6 dimensional lumber with studs located 16-inch o.c. ClarkDietrich™ Expanded Diamond Mesh Metal Lath with Grade-D, Style 2 paper-backing water resistive barrier was installed over the studs with 16 ga., 1" crown x 1" leg galvanized staples spaced

KCCI-005-02-01 PRI-CMT Accreditations: IAS TL-189; Miami-Dade 14-1215.01; State of Florida TST5878; CRRC

The test results, opinions, or interpretations are based on the material supplied by the client. This report is for the exclusive use of stated client. No reproduction or facsimile in any form can be made without the client's permission. This report shall not be reproduced except in full without the written approval of this laboratory. PRI Construction Materials Technologies LLC assumes no responsibility nor makes a performance or warranty statement for this material or products and processes containing this material in connection with this report.

7-inch o.c. The stucco finish was prepared by mixing Florida Super Stucco and sand at a 1:3 to 1:4 ratio and applied in a scratch coat, brown coat, and finish coat to a total thickness of 7/8-inch.

Specimen #2: A 4-ft x 8-ft mock-up was constructed from No.2 2x6 dimensional lumber with studs located 16-inch o.c. ClarkDietrich™ Expanded Diamond Mesh Metal Lath with Grade-D, Style 2 paper-backing water resistive barrier was installed over the studs with 16 ga., 1" crown x 1" leg galvanized staples spaced 7-inch o.c. A 5/8" vinyl control joint was secured to the lath by wire tying each flange 6-inch o.c. The stucco finish was prepared by mixing Florida Super Stucco and sand at a 1:3 to 1:4 ratio and applied in a scratch coat, brown coat, and finish coat to a total thickness of 7/8-inch.

Results: The specimen was tested October 18, 2016. Results of testing are shown below.

Table 1. Results from ASTM E 330, Procedure A for ±50 psf Test Load & ± 75 psf (1.5 Factor of Safety)

Pressure (psf)	Duration (s)	Result (Pass/Fail)	
		Specimen #1	Specimen #2
+25	10	Pass	Pass
0	60	Pass	Pass
+50	10	Pass	Pass
0	60	Pass	Pass
-25	10	Pass	Pass
0	60	Pass	Pass
-50	10	Pass	Pass
0	60	Pass	Pass
+37.5	10	Pass	Pass
0	60	Pass	Pass
+75	10	Pass	Pass
0	60	Pass	Pass
-37.5	10	Pass	Pass
0	60	Pass	Pass
-75	10	Pass	Pass
0	60	Pass	Pass

Note(s): Deflection measurements were not evaluated.

KCCI-005-02-01 PRI-CMT Accreditations: IAS TL-189; Miami-Dade 14-1215.01; State of Florida TST5878; CRRC
 The test results, opinions, or interpretations are based on the material supplied by the client. This report is for the exclusive use of stated client. No reproduction or facsimile in any form can be made without the client's permission. This report shall not be reproduced except in full without the written approval of this laboratory. PRI Construction Materials Technologies LLC assumes no responsibility nor makes a performance or warranty statement for this material or products and processes containing this material in connection with this report.

Table 2. Results from ASTM E 330, Procedure A – Loading to Failure

Pressure (psf)	Duration (s)	Result (Pass/Fail)	
		Specimen #1	Specimen #2
+56	10	Pass	Pass
0	60	Pass	Pass
+112.5	10	Pass	Pass
0	60	Pass	Pass
-56	10	Pass	Pass
0	60	Pass	Pass
-112.5	0	Fail	Fail

Note(s): Deflection measurements were not evaluated.

Specimen failure was determined by the presence of visible cracks in the stucco finish.

Statement of Attestation:

The performance evaluation of Koning Exterior Finish Assembly was conducted in accordance with ASTM E 330-02(2010): *Standard Test Method for Structural Performance of Exterior Windows, Doors, Skylights and Curtain Walls by Uniform Static Air Pressure Difference* as described herein. The laboratory test results presented in this report are representative of the material supplied.

Signed: _____



Zachary Priest, P.E.
 Director

Report Issue History:

Issue #	Date	Pages	Revision Description (if applicable)
Original	10/20/2016	10	NA
Rev 1	01/14/2019	10	Updated specimen description at client request

APPENDIX FOLLOWS

KCCI-005-02-01 PRI-CMT Accreditations: IAS TL-189; Miami-Dade 14-1215.01; State of Florida TST5878; CRRC
 The test results, opinions, or interpretations are based on the material supplied by the client. This report is for the exclusive use of stated client. No reproduction or facsimile in any form can be made without the client's permission. This report shall not be reproduced except in full without the written approval of this laboratory. PRI Construction Materials Technologies LLC assumes no responsibility nor makes a performance or warranty statement for this material or products and processes containing this material in connection with this report.

Specimen #1 Construction Photos



KCCI-005-02-01 _____ PRI-CMT Accreditations: IAS TL-189; Miami-Dade 14-1215.01; State of Florida TST5878; CRRC

The test results, opinions, or interpretations are based on the material supplied by the client. This report is for the exclusive use of stated client. No reproduction or facsimile in any form can be made without the client's permission. This report shall not be reproduced except in full without the written approval of this laboratory. PRI Construction Materials Technologies LLC assumes no responsibility nor makes a performance or warranty statement for this material or products and processes containing this material in connection with this report.

Specimen #2 Construction Photos



KCCI-005-02-01 PRI-CMT Accreditations: IAS TL-189; Miami-Dade 14-1215.01; State of Florida TST5878; CRRC

The test results, opinions, or interpretations are based on the material supplied by the client. This report is for the exclusive use of stated client. No reproduction or facsimile in any form can be made without the client's permission. This report shall not be reproduced except in full without the written approval of this laboratory. PRI Construction Materials Technologies LLC assumes no responsibility nor makes a performance or warranty statement for this material or products and processes containing this material in connection with this report.



Product Submittal Sheet

Tech Support: 888-437-3244
 Engineering Services: 877-832-3206


Sales: 800-543-7140
 clarkdietrich.com

Paper-Backed Diamond Mesh Lath

A Galvanized Expanded Steel Plaster/Stucco Base

A superior diamond mesh multi-purpose expanded steel base with an approved Grade-D Breather sheet spot attached. Application of asphalt paper-backed (APB) metal lath is used behind stone, traditional stucco and tile installations as a certified breather sheet and also aids in preventing loss of plaster when applying. It is an excellent base for spray on structural fireproofing, ornamental work, and under ceramic tile. It provides protection against wet areas during stucco curing. The asphalt paper-backed breather sheet meets Federal Specification UUB790A; Type 1, Grade D, Style 2 and is printed on the face of the paper for easy identification. APB is also available with Dimple and V-Groove self furring metal lath.

09.22.36 (Metal Lath)



Product Data & Ordering Information:

Material: G-60 Galvanized Steel

Packaged: 25 bundles or 250 pieces per pallet

Finish	Wt. per Sq Yd.	Sheet Size	Pcs./Bdl.	Yds./Bdl.	Yds./Pallet
Galv.	2.5 lbs.	27" x 97"	10	20	500
Galv.	3.4 lbs.	27" x 97"	10	20	500

ASTM & Code Standards:

- ASTM C1063, C841, C847, CE 240.01 and ML/SFA-920
- All Expanded Metal Lath is fabricated from prime galvanized steel, G60 zinc coating by the hot dipped method, conforming to Specification ASTM A-653/A-653M.
- Asphalt paper-backed breather sheet meets Federal Specification UUB790A; Type 1, Grade D, Style 2.
- MSDS & Product Certification Information is available @ clarkdietrich.com
- For installation and placement instructions refer to ASTM C1063, C841 and C926.

Storage:

All stored materials shall be kept dry. Materials shall be stacked off the ground, supported on a level platform, and protected from the weather and surface contamination. Per ASTM C-1063

Limitations:

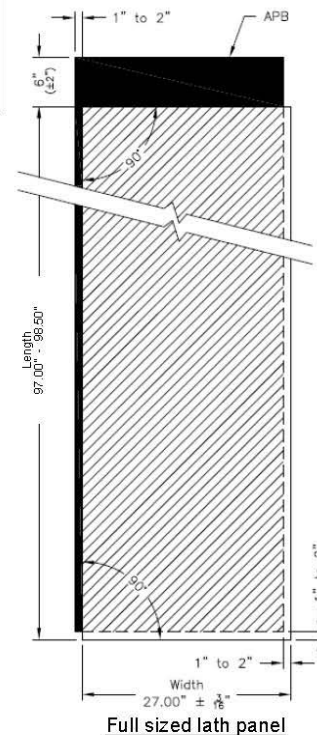
Galvanized steel products should not be used with magnesium oxychloride cement stucco or Portland cement stucco containing calcium chloride additives.

Sustainability Credits:

For more details and LEED letters contact Technical Services at 888-437-3244 or visit www.clarkdietrich.com/LEED

LEED v4 MR Credit – Building Product Disclosure and Optimization: EPD (up to 2 points) - Sourcing of Raw Materials (1 point) - Material Ingredients (1 point) - Construction and Demolition Waste Management (up to 2 points) - Innovation Credit (up to 2 points).

LEED 2009 Credit MR 2 & MR 4 – ClarkDietrich's steel products are 100% recyclable and have a minimum recycled content of 34.2% (19.8% post-consumer and 14.4% pre-consumer). If seeking a higher number to meet Credit MR 5, please contact us at (info@clarkdietrich.com) / 888-437-3244




CD-Lath-DML-APB © 04/11 ClarkDietrich Building Systems

Project Information	Contractor Information	Architect Information
Name:	Name:	Name:
Address:	Contact:	Contact:
	Phone:	Phone:
	Fax:	Fax:

KCCI-005-02-01 PRI-CMI ACCREDITATIONS: IAS IL-189; Miami-Dade 14-1215.01; State of Florida 1S15878; CRRC

The test results, opinions, or interpretations are based on the material supplied by the client. This report is for the exclusive use of stated client. No reproduction or facsimile in any form can be made without the client's permission. This report shall not be reproduced except in full without the written approval of this laboratory. PRI Construction Materials Technologies LLC assumes no responsibility nor makes a performance or warranty statement for this material or products and processes containing this material in connection with this report.



KCCI-005-02-01 PRI-CMT Accreditations: IAS TL-189; Miami-Dade 14-1215.01; State of Florida TST5878; CRRC

The test results, opinions, or interpretations are based on the material supplied by the client. This report is for the exclusive use of stated client. No reproduction or facsimile in any form can be made without the client's permission. This report shall not be reproduced except in full without the written approval of this laboratory. PRI Construction Materials Technologies LLC assumes no responsibility nor makes a performance or warranty statement for this material or products and processes containing this material in connection with this report.

Specimen #1 Failure Photo



KCCI-005-02-01 _____ PRI-CMT Accreditations: IAS TL-189; Miami-Dade 14-1215.01; State of Florida TST5878; CRRC

The test results, opinions, or interpretations are based on the material supplied by the client. This report is for the exclusive use of stated client. No reproduction or facsimile in any form can be made without the client's permission. This report shall not be reproduced except in full without the written approval of this laboratory. PRI Construction Materials Technologies LLC assumes no responsibility nor makes a performance or warranty statement for this material or products and processes containing this material in connection with this report.

Specimen #2 Failure Photo



KCCI-005-02-01 _____ PRI-CMT Accreditations: IAS TL-189; Miami-Dade 14-1215.01; State of Florida TST5878; CRRC

The test results, opinions, or interpretations are based on the material supplied by the client. This report is for the exclusive use of stated client. No reproduction or facsimile in any form can be made without the client's permission. This report shall not be reproduced except in full without the written approval of this laboratory. PRI Construction Materials Technologies LLC assumes no responsibility nor makes a performance or warranty statement for this material or products and processes containing this material in connection with this report.